

Room Temperature Catalyst System for the Hydroarylation of Olefins

Siu Yin Lee, Alexander Villani-Gale, and Chad C. Eichman*

Department of Chemistry and Biochemistry, Loyola University Chicago, 1068 West Sheridan Rd, Chicago, Illinois 60660, United States

S Supporting Information

ABSTRACT: A simple protocol for the hydroarylation of olefins to yield diarylmethine products is described. A Friedel–Crafts-type synthetic strategy allows direct access to biorelevant products in high atom efficiency. A combination of substoichiometric amounts of TMSCl and ZnBr₂ promotes a rapid hydroarylation process at ambient temperature. The method is high yielding and is amenable to scale-up protocols.



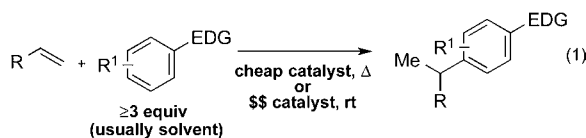
Alkyl arenes are an important structural motif in various materials, pharmaceuticals, and fine chemicals.¹ In particular, diarylmethines represent privileged scaffolds in therapeutic development.² Traditional methods to access diarylmethines include olefin hydrogenation³ and Friedel–Crafts alkylation using alkyl halide electrophiles.⁴ Hydroarylation of olefins represents an atom-efficient Friedel–Crafts alkylation reaction that employs simple organic building blocks. Currently, two synthetic tactics are known to achieve the hydroarylation of olefins: Friedel–Crafts alkylation and transition metal catalysis.⁵ The Friedel–Crafts method has been realized with AlCl₃,¹ FeCl₃,⁶ bismuth reagents,⁷ gold complexes,⁸ and graphene oxide (Scheme 1, eq 1).⁹ In addition, Brønsted acids,¹⁰ including acidic

products with a high degree of regio- and chemoselectivity; however, these methods require expensive, toxic metals and generally harsh reaction conditions. Importantly, the transition metal route also proceeds to yield the anti-Markovnikov products. Our laboratory's interest in atom-efficient functionalizations of π -systems¹⁹ prompted us to explore a strategy to generate diarylmethines through the hydroarylation of styrene derivatives. To address the shortcomings of previous reports, we searched for a low-cost, mild method for the hydroarylation of styrene derivatives. We were primarily interested in developing a Lewis acid system that could perform the hydroarylation at ambient temperature while using equivalent stoichiometry of styrene and arene. Based on previous success in carbon–carbon bond-forming reactions, we focused our attention on the use of silicon halides along with an additive.²⁰ Herein, we report a TMSCl/ZnBr₂ cocatalyst system for the mild hydroarylation of styrene (Scheme 1, eq 2). To the best of our knowledge, there are currently no known reports of olefin functionalization using this catalyst system.

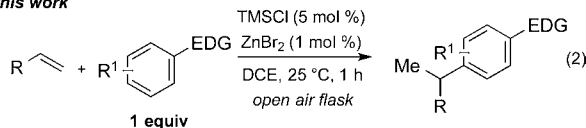
Hydroarylation of styrene with anisole was first explored using trimethylsilyl chloride (TMSCl) in combination with various metal salts (see Supporting Information, Table SI-1). We observed that zinc salts afforded the highest conversion and yield of hydroarylation products (Table 1). The employment of zinc dust provided the highest yield of hydroarylation product 1a (entry 1). Zinc chloride and zinc bromide provided similar yield and conversion to the hydroarylation products (entries 2 and 3). After surveying multiple reactions using Zn, ZnCl₂, and ZnBr₂ in parallel, we observed that Zn and ZnCl₂ produced inconsistent reaction conditions. Therefore, we chose ZnBr₂ as our optimal cocatalyst for further screening. Examining the stoichiometry and catalyst loading determined that TMSCl/ZnBr₂ is optimal at 5:1 based on entries 4–6. Removal of either TMSCl or ZnBr₂ provided no reactivity, which demonstrates the necessity for each reagent in the hydroarylation (entries 7 and 8). Finally, we screened various halosilanes (see Supporting Information Table

Scheme 1. Mild Conditions for the Hydroarylation of Olefins

previous work



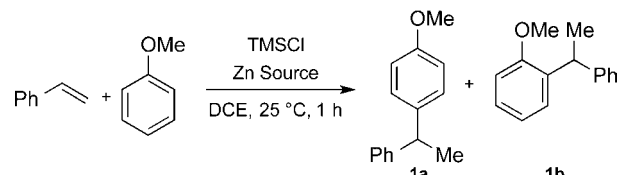
this work



resins¹¹ and zeolites,¹² are capable of achieving the hydroarylation of olefins. Major drawbacks of these procedures include high temperatures,^{1,6–11,12b} polyalkylation,^{1a} stoichiometric amounts of Lewis acid,^{1a} and requirement of the arene in excess (commonly as solvent).^{6–11,12b} A room temperature hydroarylation was achieved by Niggemann and co-workers¹³ using Ca(NTf₂)₂ with Bu₄NPF₆; however, this reagent combination is expensive and also requires excess arene. Stephan and co-workers reported an elegant advance in this area; however, the phosphonium cation catalyst requires multiple steps to produce.¹⁴ The alternative tactic using transition metal catalysts such as Ru,¹⁵ Ir,¹⁶ Pt,¹⁷ and Pd/Cu¹⁸ provides hydroarylated

Received: August 19, 2016

Published: September 26, 2016

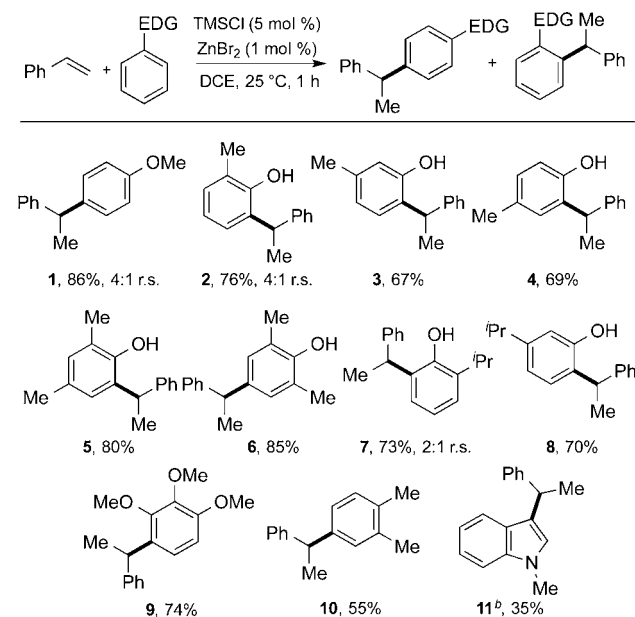
Table 1. Optimization of Catalytic Conditions^a


entry	TMSCl (mol %)	Zn source (mol %)	yield of 1a (%)	yield of 1b (%)
1	10	Zn (2)	78	12
2	10	ZnCl ₂ (2)	72	14
3	10	ZnBr ₂ (2)	75	16
4	5	ZnBr ₂ (1)	76	15
5	2	ZnBr ₂ (1)	45	9
6	1	ZnBr ₂ (1)	35	7
7	10		0	0
8		ZnBr ₂ (1)	0	0

^aYield was determined by uncalibrated GC/MS analysis of the crude reaction mixture relative to an internal standard.

SI-2) and chose TMSCl as the optimal catalyst due to lower cost and ease of use.

With the optimized reaction conditions, we investigated the scope of the hydroarylation of styrene with electron-rich arenes (Scheme 2). Methylated phenols with different substitution

Scheme 2. Substrate Scope of Various Arenes with Styrene^a

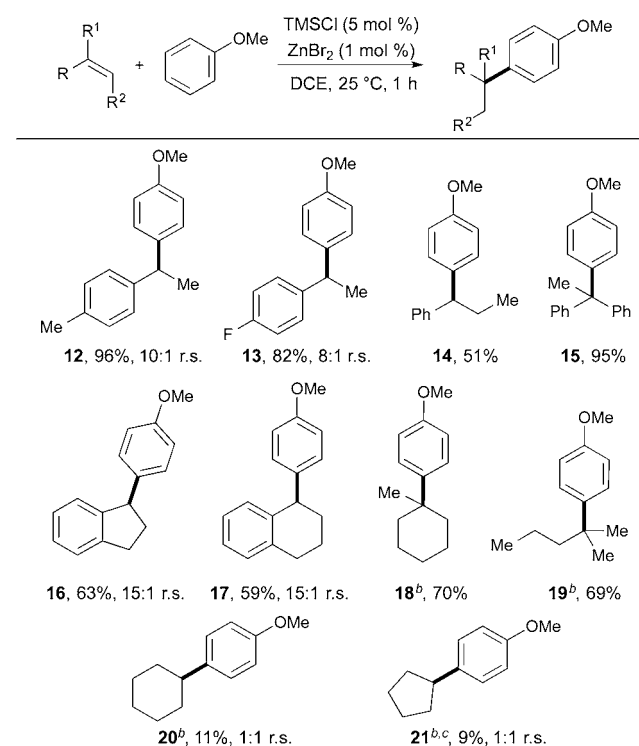
^aIsolated yields are reported as an average of two 0.9 mmol scale reactions. Regioselectivity (r.s.) was determined by ¹H NMR analysis of the isolated material. ^bReaction performed in 2-methyltetrahydrofuran at 90 °C.

patterns were capable of producing hydroarylation products 2–6 in good to excellent yields. Phenols with 2-isopropyl or 3-isopropyl groups proceeded to give 73% of 7 and 70% of 8, respectively. Good yield was observed using 1,2,3-trimethoxybenzene, affording 74% of 9 as a single regioisomer. Interestingly, *o*-xylene was efficient at producing the hydroarylation product 10 in 55% yield under our optimized conditions at 1:1 stoichiometry of *o*-xylene/styrene. Xylene

substrates are less nucleophilic and often require the xylene to be used in large excess for efficient reactivity.^{6,7} Notably, complete regioselectivity was observed in the production of 3, 8, 9, 10, and 11. Mixtures of regioisomers were obtained with products 1, 2, and 7, which is consistent with other Friedel–Crafts systems.^{6,7,8a,9–12}

Alkylation of indoles using a hydroarylation strategy has observed significant advances in recent years^{8b} as alkylated indoles are a common structural motif in biorelevant compounds.²¹ Unfortunately, we did not observe the hydroarylation product under our standard conditions. A brief screen of modified conditions revealed that 2-methyltetrahydrofuran as the solvent at an increased temperature provides the hydroarylation product of styrene with *N*-methylindole in a 35% yield (product 11).

To expand the scope of this hydroarylation strategy, we also surveyed the hydroarylation of other olefins with anisole under the optimized conditions (Scheme 3). Substitution on the phenyl

Scheme 3. Scope of Substituted Olefins with Anisole^a

^aIsolated yields are reported as an average of two 0.9 mmol scale reactions. Regioselectivity (r.s.) was determined by ¹H NMR analysis of the isolated material. ^bReaction performed with 5 equiv of anisole. ^cYield reported is based on GC analysis relative to an internal standard.

ring of styrene was well-tolerated and provided the hydroarylation products in good yield and regioselectivity (12, 13, 16, and 17). Both α - and β -substituted styrenes provided good to excellent isolated yields and high regioselectivity (14 and 15). Non-styrenyl substrates are rarely reported for the hydroarylation process,^{6–9,11,12} with the exception of reports by Bergman,^{10a} Doye,^{10b} Niggemann,¹³ and Stephan.¹⁴ Employing equivalent stoichiometry of anisole and alkyl olefin unfortunately provided the hydroarylated products in low yield. Increasing the amount of anisole provided a more efficient reaction, with trisubstituted olefins giving 70% yield of 18 and 69% yield of 19.

Hydroarylation of cyclohexene and cyclopentene provided low yields of the products (**20** and **21**).

Our optimized conditions were ineffective when employing substrates with basic functional groups (i.e., pyridyl), which prompted us to probe the mechanism of the reaction (Table 2).

Table 2. Mechanistic Probe^a

entry	acid source (mol %)	ZnBr ₂ (mol %)	yield of 1a (%)	yield of 1b (%)
1 ^b	TMSCl (5)	1	0	0
2 ^c	TMSCl (5)	1	0	0
3 ^d	TMSCl (5)	1	0	0
4	HCl(g)	1	80	12
5	HCl(g)	0	0	0

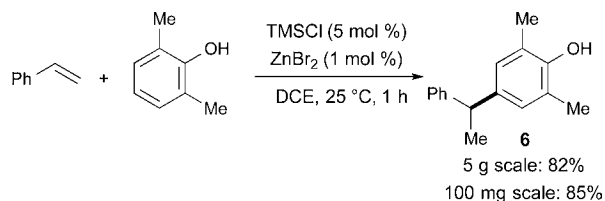
^aYield was determined by uncalibrated GC/MS analysis of the crude reaction mixture relative to an internal standard. ^bReaction performed with 5 mol % of di-*tert*-butylpyridine. ^cReaction performed with 1 equiv of K₂CO₃. ^dReaction performed with 10 mol % of pyridine at 60 °C.

Utilizing bases such as 2,6-di-*tert*-butylpyridine, potassium carbonate, and pyridine completely disrupted any reactivity (entries 1–3). Increased temperatures under basic conditions were also ineffective at promoting the reaction (entry 3). Removal of the TMSCl and introduction of gaseous HCl provided comparable results to our optimized conditions (entry 4); however, HCl(g) alone did not provide the hydroarylation products (entry 5). In addition, other Brønsted acids were tested and afforded the products with diminished yields compared to our optimized conditions (see Supporting Information Table SI-3). These combined results suggest that the TMSCl/ZnBr₂ cocatalyst system likely operates through both a Brønsted acid and Lewis acid mechanism. The TMSCl presumably releases HCl to act as the Brønsted acid; however, the Lewis acidic ZnBr₂ is required to complete the reaction.²² Further investigations to determine the mechanism and the identity of the active catalyst are currently underway and will be reported in due course.

Finally, to demonstrate the practicality of this process, the scale of the hydroarylation reaction was increased. On a 5 g scale, the hydroarylation of styrene with 2,6-dimethylphenol gave product **6** in 82% yield (Scheme 4). This yield is comparable to the small-scale reaction in Scheme 2, which demonstrates that the process is scalable.

In conclusion, we have developed a low-cost, mild, and scalable catalyst system for the efficient hydroarylation of olefins. Our method provides valuable diarylmethine products in good to

Scheme 4. Scaled-up Hydroarylation Reaction



excellent yields while avoiding harsh conditions and wasteful use of reagents. We are currently performing mechanistic studies in an effort to elucidate the active catalyst and reactive intermediates.

■ ASSOCIATED CONTENT

Supporting Information

The Supporting Information is available free of charge on the ACS Publications website at DOI: 10.1021/acs.orglett.6b02492.

Experimental details, characterization data, and NMR spectra for new compounds (PDF)

■ AUTHOR INFORMATION

Corresponding Author

*E-mail: ceichman@luc.edu. Phone: +1 773.508.3357.

Notes

The authors declare no competing financial interest.

■ ACKNOWLEDGMENTS

Financial support from Loyola University Chicago is gratefully acknowledged. We thank James Devery (Loyola) for insightful discussions.

■ REFERENCES

- (1) (a) Perego, C.; Ingallina, P. *Catal. Today* **2002**, 73, 3. (b) Perego, C.; Ingallina, P. *Green Chem.* **2004**, 6, 274.
- (2) (a) Botteghi, C.; Corrias, T.; Marchetti, M.; Paganelli, S.; Piccolo, O. *Org. Process Res. Dev.* **2002**, 6, 379. (b) Welch, W. M.; Kraska, A. R.; Sarges, R.; Koe, B. K. *J. Med. Chem.* **1984**, 27, 1508. (c) Silverberg, L. J.; Dillon, J. L.; Vemishetti, P.; Sleezer, P. D.; Discordia, R. P.; Hartung, K. B.; Gao, Q. *Org. Process Res. Dev.* **2000**, 4, 34.
- (3) Tolstoy, P.; Engman, M.; Paptchikhine, A.; Bergquist, J.; Church, T. L.; Leung, A. W. M.; Andersson, P. G. *J. Am. Chem. Soc.* **2009**, 131, 8855.
- (4) Rueping, M.; Nachtsheim, B. J. *Beilstein J. Org. Chem.* **2010**, 6, 6.
- (5) Andreatta, J. R.; McKeown, B. A.; Gunnoe, T. B. *J. Organomet. Chem.* **2011**, 696, 305.
- (6) Kischel, J.; Jovel, I.; Mertins, K.; Zapf, A.; Beller, M. *Org. Lett.* **2006**, 8, 19.
- (7) (a) Rueping, M.; Nachtsheim, B. J.; Scheidt, T. *Org. Lett.* **2006**, 8, 3717. (b) Sun, H. B.; Li, B.; Hua, R. M.; Yin, Y. W. *Eur. J. Org. Chem.* **2006**, 2006, 4231.
- (8) (a) Hu, X. B.; Martin, D.; Melaimi, M.; Bertrand, G. *J. Am. Chem. Soc.* **2014**, 136, 13594. (b) Wang, M. Z.; Wong, M. K.; Che, C. M. *Chem. - Eur. J.* **2008**, 14, 8353.
- (9) Hu, F.; Patel, M.; Luo, F. X.; Flach, C.; Mendelsohn, R.; Garfunkel, E.; He, H. X.; Szostak, M. *J. Am. Chem. Soc.* **2015**, 137, 14473.
- (10) (a) Anderson, L. L.; Arnold, J.; Bergman, R. G. *J. Am. Chem. Soc.* **2005**, 127, 14542. (b) Marcsekova, K.; Doye, S. *Synthesis* **2007**, 2007, 145.
- (11) Wen, J. Y.; Qi, H. F.; Kong, X. J.; Chen, L. G.; Yan, X. L. *Synth. Commun.* **2014**, 44, 1893.
- (12) (a) Cejka, J.; Wichterlova, B. *Catal. Rev.: Sci. Eng.* **2002**, 44, 375. (b) Mohan, D. C.; Patil, R. D.; Adimurthy, S. *Eur. J. Org. Chem.* **2012**, 2012, 3520.
- (13) Niggemann, M.; Bisek, N. *Chem. - Eur. J.* **2010**, 16, 11246.
- (14) Perez, M.; Mahdi, T.; Hounjet, L. J.; Stephan, D. W. *Chem. Commun.* **2015**, 51, 11301.
- (15) (a) Foley, N. A.; Lee, J. P.; Ke, Z. F.; Gunnoe, T. B.; Cundari, T. R. *Acc. Chem. Res.* **2009**, 42, 585. (b) Lail, M.; Arrowood, B. N.; Gunnoe, T. B. *J. Am. Chem. Soc.* **2003**, 125, 7506. (c) Joslin, E. E.; McMullin, C. L.; Gunnoe, T. B.; Cundari, T. R.; Sabat, M.; Myers, W. H. *Organometallics* **2012**, 31, 6851.
- (16) Crisenza, G. E. M.; Sokolova, O. O.; Bower, J. F. *Angew. Chem., Int. Ed.* **2015**, 54, 14866.

- (17) (a) Karshtedt, D.; Bell, A. T.; Tilley, T. D. *Organometallics* **2004**, 23, 4169. (b) Luedtke, A. T.; Goldberg, K. I. *Angew. Chem., Int. Ed.* **2008**, 47, 7694.
- (18) Friis, S. D.; Pirnot, M. T.; Buchwald, S. L. *J. Am. Chem. Soc.* **2016**, 138, 8372.
- (19) Villani-Gale, A. J.; Eichman, C. C. *Eur. J. Org. Chem.* **2016**, 2016, 2925.
- (20) (a) Dilman, A. D.; Ioffe, S. L. *Chem. Rev.* **2003**, 103, 733. (b) Iwasawa, N.; Mukaiyama, T. *Chem. Lett.* **1987**, 16, 463. (c) Mukaiyama, T.; Ohno, T.; Han, J. S.; Kobayashi, S. *Chem. Lett.* **1991**, 20, 949. (d) Lee, P. H.; Lee, K.; Sung, S. Y.; Chang, S. *J. Org. Chem.* **2001**, 66, 8646.
- (21) (a) Somei, M.; Yamada, F. *Nat. Prod. Rep.* **2005**, 22, 73. (b) Bandini, M.; Melloni, A.; Tommasi, S.; Umani-Ronchi, A. *Synlett* **2005**, 1199.
- (22) For a Lewis acid assisted Brønsted acid catalyst system, see: (a) Ishihara, K.; Kaneeda, M.; Yamamoto, H. *J. Am. Chem. Soc.* **1994**, 116, 11179. For a related catalyst system determined to release HCl through hydrolysis of the TMSCl, see: (b) Deng, J. G.; Peng, Y. X. *Chin. J. Chem.* **1998**, 16, 452.